



## ***Stitching On State*** Fall/Winter 2013 Classes and Events

**Dear Friends,**

**Welcome to our Fall/Winter 2013 class session. We are excited about the wonderful assortment of project and skill builder classes, workshops, clubs and events this session! We've even included some encore classes at your request. You can register on-line, call the store or come in and sign up. Please join us! You will have a great time, learn something new and make new friends. How fun!**

**See you soon,**

**Elaine, Mike and the staff at Stitching On State**

### **MARK YOUR CALENDARS**

- ❖ **Teacher's Open House** is Saturday, August 3rd. Sign up for classes and receive 10% off class fees and 20% off class supplies! Discount applies to project classes only.
- ❖ **First Saturday** begins on August 3<sup>rd</sup>. Join us for this \$5 program! These beautiful projects are Terri's exclusive designs and are not available outside the program. Plus, enjoy First Saturday participant only discounts. What's not to love? Call to register for a time slot so we are sure to have your block ready.
- ❖ Have fun on August 17<sup>th</sup> during our **You Can Do It Walking Tour** and learn why you CAN do it! All participants will receive a ticket for 20% off the regular price of fabric, thread, books and patterns on that day.
- ❖ Stop in on Sept 1<sup>st</sup> from 1-2pm for an inspirational trunk show by the designer of **MorninGlory Designs**, Betsy Meyers!

### **DID YOU KNOW?**

- ❖ Special sales, contests and fun events are posted on our Facebook page. Don't miss out! Be sure to "like" us so you get the latest news between emails. We have an easy Like Us link on our website.
- ❖ When you purchase your BERNINA or PFAFF sewing machine from Stitching On State you will receive machine specific training, your first year's cleaning at no charge, and a 15% discount on all regular priced merchandise for one year. We support you after the sale, not just during it.
- ❖ Looking for something in particular and don't see it in the store? We are happy to order it!
- ❖ Are you aware of our Customer Loyalty program? For every \$250 of regular priced merchandise you purchase you will receive a store merchandise gift receipt worth \$25. That is like receiving an automatic 10% off all purchases, all the time, and is our way of saying Thank You for being our customer!



## ***Stitching On State*** Fall/Winter 2013 Classes and Events

### **PROJECT CLASSES**

#### **CRAZY EIGHT STRIP TEASER TABLE TOPPER (or Tree Skirt!)**

We present this encore class in time for holiday projects. This fabulous table topper can also be made into a tree skirt! Pick your favorite colors and let's create! (... and learn how to miter seams and binding without fuss.)

Skill level: Beginner

Instructor: Judy Jurs

Class Fee: \$35

Dates: Wednesdays, September 11th and 25th

9:30am to noon OR 6:30pm to 9:00



#### **CATHEDRAL WINDOW**

Unlike any other quilt, Cathedral Window quilts have a unique and fascinating construction method.

Instead of layers of backing and batting and a pieced top, they are traditionally constructed of squares of muslin, folded into several layers and sewn together by hand. On top of this base, gracefully curving bias folds are turned and stitched to make "frames" over inserts of colorful "windows". Learn from a master to construct this timeless quilt. This hand technique is a perfect take - along project for road trips and vacations.

Skill level: Confident beginner

Instructor: Fran Row

Class Fee: \$35

Sessions: Two 3 hour classes

Dates: Saturday September 14 & 28 12:30pm - 3:30pm

Skills gained: Folding and pressing techniques

Total handwork - even stitches, back stitching, and knots

Traditional cathedral window and secret garden blocks



#### **LEARN TO SEW 101!!**

Come join me to learn some sewing basics. During the 5 sessions we will learn to cut, pin, read a pattern, 1/4 and 5/8 in seams. The first project will be a pillow case with overcast and French seams and lots of creativity. You will be proud to say you made it!

The second project will be a "green" style bag where you will learn to use some of your decorative stitches. You will also learn how to insert batting and add a lining.

The final project will be lounge pants where you will learn to work with a pattern, casing and elastic, some fitting, seam finishing and a blind hem.

Welcome to the world of sewing!

Instructor: Ann Williams

Class Fee: \$70

Sessions: Mondays Sept 16, 23, 30 Oct 7, 14 1:00pm to 4:00pm





## **Stitching On State** Fall/Winter 2013 Classes and Events

### **QUILTS WITHOUT CORNERS**

We will be creating with Cheryl Phillips' Platinum Edition-"Quilts Without Corners".  
Browse her book, pick

your favorite and let's sew! Projects in this book require a 10 degree ruler.

Besides creating a beautiful quilt, you will learn the following skills during this class:


- How to make a circular quilt
- How to cut and apply a bias binding
- How to use a 10 degree wedge ruler

Instructor: Judy Jurs

Class Fee: \$35

Date: September 20 and October 4

Time: 6pm to 9pm



### **HOODWINKS BY BETSY MEYERS OF MORNINGLORY DESIGNS**

Hoodwinks by MorninGlory Designs is a versatile hoodie that is comfortable to wear and can be made for casual wear or dressed up with a rhinestone zipper for bling! The jacket is 24" long and features 2" wide elastic on the bottom of both the jacket and sleeves. The pattern also includes directions for making a hooded rain jacket out of laminated fabric. How fun is that!

**Skills gained:** Students will use the Pipin'Hot Binding Tool by Susan Cleveland and learn how to sew on sleeves rather than set them in to the jacket and how to sew on a zipper.

**Lesson 1** – Piecing fronts, backs, sleeves, and hood.

**Lesson 2** – Putting it together: sew on sleeves and hood, sew up side seams, sewing elastic casings, binding, and zipper.


**Class Supplies**-Sewing machine, coordinating thread, 2" wide elastic Pipin Hot Binding tool by Susan Cleveland, pins, scissors, rotary cutter and mat, scissors. Students should come to class with pattern traced, lining and batting cut out, and pieces cut and labeled.

Skill Level: Confident beginner

Instructor: Betsy Meyers

Class fee: \$30

Dates: Sunday, Sept 22, 29, 1-3pm





## ***Stitching On State*** Fall/Winter 2013 Classes and Events

### **TRIANGLE STAR**

Quilt artist Edita Sitar has design some of the most beautiful quilts. In this class you will create a Triangle Star Quilt all of your own. Lots of half square triangles (different methods will be discussed to find the best method for you), some simple piecing, and a little bit of applique' and you will have created this fantastic quilt top. This is a great scrappy quilt! and is a lot easier than you think.

Instructor: Terri Linder

Class Fee: \$ 35

Sessions: Two 2 1/2 hour classes

Date: Sept. 24 & Oct.8 6:30pm - 9pm

Gained Skills: Different techniques for half square triangle construction

Use a Bloc loc ruler and triangle paper - learn your favorite

Basic raw edge applique'



### **START QUILTING**

The kids will soon be back in school, and the days will start to get cooler. Now is the perfect time to treat yourself and take up quilting. Whether you are a future quilter, new quilter, or a self taught quilter looking for some formal training, this class for you. Over the course of five weeks we will cover everything from basic rotary cutting skills to putting a binding on. Learn strip piecing, construction of basic nine patches, half square triangles, and flying geese while working on three small projects. Join the fun and be ready to quilt all winter long.

Instructor: Terri Linder

Class Fee: \$70

Sessions: Five 2 1/2 hour classes

Date: Thursday Sept. 26, Oct 3,10,17,24 6:30pm - 9:00pm

Gained Skills: Basic quilting and rotary skills

Quarter inch piecing

Gain confidence!

### **ONE FOR ALL SEASONS**

Here is a beautiful table runner that is gorgeous in any seasonal color palette. We will be paper piecing (learn a new technique!) to achieve the sharp points that give the New York Beauty bocks its look.

The pattern is by Judy Niemayer, famous for her stunning paper piecing. Each pattern includes enough papers to make four table runners. In addition to standard supplies you will need an add-a quarter ruler, an index card and a small cutting mat to keep near you.

Skill Level: Confident beginner

Instructor: Chris Rabjohn

Class Fee: \$35

Date: Thurs Oct. 9<sup>th</sup> 6 -9pm





## ***Stitching On State*** Fall/Winter 2013 Classes and Events

### **MACHINE APPLIQUE-RAW EDGE**

Treat yourself and learn the techniques of machine appliqué. This all day workshop will concentrate on stitch techniques for raw edge appliqué using your sewing machine. The morning session will focus on needles, thread, tension and machine settings with considerable time devoted to practice work on appliqué shapes using the satin and blanket stitch. The afternoon session will be hands on use of fusible web, appliqué press sheet and stabilizers while working on a small project. (Lunch break optional )

Skill level: Beginner and up

Instructor: Theresa Kennedy

Class Fee: \$35.00 includes 2 kits

Sessions: One Five hour session

Dates: Saturday, October 19, 2013 10AM – 3PM



### **BEGINNING PAPER PIECING**

Learn the technique of paper piecing and make a tree skirt or table topper, your choice! Come join me and increase your quilt piecing knowledge.

Instructor: Ann Williams

Class Fee: \$35

Session: Sundays Oct 20, 27 12pm to 3pm



### **PINEAPPLE QUILT**

Scrap quilts are all the rage! Use Gyleen's pineapple tool to create 8 1/2 inch pineapple blocks. The optional book, "Trash to Treasure" will give you seven different possible looks. Super easy and so much fun! Spend the day learning the technique and turn your 1 1/2 inch strips into a beautiful quilt top. Prairie Points make the perfect finished edge. Lunch will be served so all you have to do is spend the day sewing.

Gained Skills: Construction of pineapple blocks

How to adjust the pattern to create seven different looks

Prairie Points as a binding technique

Instructor: Terri Linder

Class Fee: \$40

Session: One 7 hour class

Date: Friday October 25 9:30am - 4:30pm





## ***Stitching On State*** Fall/Winter 2013 Classes and Events

### **HEX N MORE**

Learn how this funny looking ruler cuts 4 shapes in 4 sizes: hexagons, 60° triangles, half hexagons and jewels Charm pack, jelly roll and fat quarter friendly, as well as your stash, yardage or scraps. Pick one of three Jaybird Quilt patterns (Snack Time, Tiny Dancer or Candy Dish) bring your fabric and your ruler and start a unique project. This ruler will soon become a new favorite and your “go to” for a quick and easy quilt from Baby to King or that decorative seasonal pillow.

(Skills covered: Ruler mastery, fussy cutting options, Sewing techniques for hexagons, half hexes and triangles)

Skill level: Confident Beginner

Instructor: Theresa Kennedy

Class Fee: \$30.00

Sessions: One Five hour session (bring lunch or order in)

Dates: Saturday, November 2, 2013 10:30AM – 3:30PM



### **HOME DEC PILLOW**

Here is a great way to make a room feel like new and use some techniques that you have been hesitant to use in the past. Make a decorative pillow with cording and a zipper closure.

How beautiful!

Skill Level: Confident beginner

Instructor: Ann Williams

Class Fee: \$30

Sessions: Thursdays, Nov 7, 14 6:00 to 8:30pm



### **MACHINE QUILTING**

Are you collecting quilt tops? Learn to use your household sewing machine to quilt all those pieced tops and turn them into finished quilts, table runners, and wall hangings. This class is designed to help you develop the needed skills. Batting, thread choices, needles, and marking tools will be covered. Learn to use your walking foot for machine guided quilting and your darning foot for free motion quilting. Plenty of time is given to practice and develop these new skills. It is so much easier than you think!

Gained Skills: How to choose batting, thread, needle size and type, and marking tools

Maneuvering a quilt in your household sewing machine

Practice techniques to gain confidence

Instructor: Terri Linder

Class fee: \$ 35 Kit is included

Sessions: Two 2 1/2 hour classes

Date: Friday Nov.8 & 15, 6:30pm - 9pm



## ***Stitching On State*** Fall/Winter 2013 Classes and Events

### **REASON FOR THE SEASON 2013**

“A Midnight Clear” is the theme and project for the 2013 Reason for the Season Class at Stitching on State. Get into the Christmas spirit and spend the afternoon with family and friends making a nativity project suitable for framing. The pattern and basic kit will be provided, however, due to limited number of kits available, class attendance is required to receive the kit. Supply list will be provided.

Instructor: Theresa Kennedy

Fee: Our Gift to You- No Charge: \$5 refundable deposit to reserve spot

One 3 hour session

Friday, November 29, 2013 from 12:00-3:00 pm OR

Sunday, December 8, 2013 from 12:00-3:00 pm



### **PINEAPPLE REUNION**

Are you still making blocks to complete your pineapple quilt? If you have taken the Pineapple Quilt Class at Stitching On State, here is another opportunity for you to come in and spend another day sewing under Terri's guidance. Lunch will be served so all you have to do is sew, sew, sew.

This is a perfect chance to meet up with the friends you made during your original class!

Instructor: Terri Linder

Class Fee: \$15

Session: One 7 hour class

Date: December 6 9:30am - 4:30pm

## **LOCK INS, WORKSHOPS, CLUBS and EVENTS**

*(Please note that the fees for these special programs are not discountable)*

### **TEACHER'S OPEN HOUSE IS SATURDAY, AUGUST 3<sup>RD</sup>!**

Sign up for a class today and receive 10% off project class fees and 20% off class supplies. Join us! You will meet new friends, learn something new and have a great time.

### **IT'S FIRST SATURDAY!**

The Fall First Saturday session begins August 3<sup>rd</sup> and goes through November 2<sup>nd</sup>. Join in! Here is how it works: Sign up for a First Saturday time slot and pay just \$5 for your first block. At each month's session, Terri will present a short demonstration of the techniques needed to complete that month's block. Bring your completed block to the next session and you will receive that month's block kit (*and special, First Saturday participant only discounts*) for free! Call the store to register. 847-683-4739

PLEASE NOTE THAT THERE WILL NOT BE A FIRST SATURDAY SESSION ON 9/7. (Come visit us at the Quilt Expo in Madison!)



## ***Stitching On State*** Fall/Winter 2013 Classes and Events

### **“YOU CAN DO IT” STORE SAMPLE WALKING TOUR**

Have you ever looked at the beautiful class and kit samples and thought "I could never do that"? You may just want to take part in this fun and informative event! On your walking tour we will look at the quilts throughout the store and show you how they break down to simple elements. You will get to see the tools and techniques that were used in their creation. You will soon discover that you are capable of becoming a proud creator of these quilts too. Come be inspired to take a class or buy a kit.

Tour Guide: Terri Linder

Fee: Free! And each participant will receive a special ticket for 20% off the regular price of their entire purchase of fabric, thread, patterns and books that day!

Session: 45 minute tour - starting on the hour beginning at 10am (last tour departs at 2pm)

Date: Saturday August 17

### **DO YOU SPEAK SEWING MACHINE?**

Just like a teenager, our sewing machines have their own language. Does your machine beep at you and you don't why? Or refuse to sew the way you think it should...and what happens if I push this button? Learn to speak sewing machine by understanding your make and model. Get the most out of your machine with one on one instruction, including embroidery.

Class scheduled by appointment

Fee: \$25/hr – 2 hour minimum

Instructor: Theresa Kennedy

### **MORNINGLORY DESIGNS TRUNK SHOW!**

Stop in and join in the fun! Betsy Meyers, from MorninGlory Designs will bring her wonderful trunk show to Stitching On State on September 1st from 1-2pm. Betsy will bring samples and patterns and welcomes all your questions. Have you made any of the MorninGlory Designs jackets or patterns? Please bring them to the show so everyone can see how different fabrics change the look of the garment. No two jackets made from the same pattern look alike! Would you like to make a jacket of your own? Be sure to sign up for Betsy's class, Hoodwinked.

Trunk Show Host: Betsy Meyers

Date: Sept 1<sup>st</sup>, 1-2pm

### **BAG LADY WORKSHOP**

Do you have a purse or tote bag pattern you would like to make but never find the time? How about one that's not finished or has that dreaded zipper? Bring ANY purse or tote bag pattern, your fabric and machine to this all day workshop focusing on bag making. Theresa will be ready with hands on assistance for whatever bag you want to make. Bring a gal pal and make a day of it. Lunch will be ordered in or bring your own. Chocolate provided.

(Skills covered: Reading a pattern, purse/tote bag sewing techniques)

Skill level: Beginner and up

Instructor: Theresa Kennedy

Class Fee: \$15.00

Sessions: One 5-1/2 hour session

Dates: Saturday, Sept.21, 2013 10AM-3:30PM





## ***Stitching On State*** Fall/Winter 2013 Classes and Events

### **GIRL'S NIGHT OUT STRIP POKER PARTY**

Join us for an evening of food and fun! We will begin with a pot luck dinner and finish with a strip pieced project. Space is limited (and this event fills quickly) so sign up early!

Hostess: Judy Jurs

Event Fee; \$15 + a dish to pass

Date: October 18

Time: 6pm to Midnight

### **GRAMMA AND ME (OR GRANDPA AND ME!)**

An afternoon of sewing fun with Gramma or Grandpa, snacks, and holiday gift ideas for Mom, Dad and Siblings. What a great way to spend time with someone special!

Pattern sheets and some notions provided.

Hostess: Judy Jurs

Event Fee: \$15 admits 1 Grandparent and 1 Child

Date: November 24th or December 14

Time: 1pm to 5pm

### **LATE NIGHT LOCK-IN**

Just imagine an entire evening of quilting with friends with no interruptions! Come spend time in the quilt shop after hours, and work on some of your UFO's, all caught up? ( I WISH!) then feel free to start a new project. Come at 6 o'clock to be locked in for an evening of sewing, shopping, snacking, and visiting with all your fellow quilters. Terri will be there to help whenever needed. Dessert is served at nine, and you do not have to go home 'til midnight. Think of how much you could get done. Come join the fun - you'll be glad you did!

Instructor: Terri Linder

Class Fee: \$ 12 per session

Dates: August 24, September 21, October 19, November 23, December 14

Time: 6pm - midnight

### **QUILT THE DAY AWAY**

Spend your weekday quilting among friends! Start a new project or work on a UFO. Judy is ready to offer her assistance as you work on your project. Bring a sack lunch or order in. We meet the third Wednesday of the month from 10-4pm

July 17, August 21, Sept 18, October 16, Nov 20, Dec 18 and January 15th

Instructor: Judy Jurs

Fee: \$12 each session

### **HAND EMBROIDERY CLUB**


Spend the 2nd Thursday of each month working on an existing hand embroidered project, or start a new one. Join Nan and friends hand stitching all day. What fun! If you need assistance in refreshing some of those embroidery stitches, she will be happy to help.

Instructor: Nan Kein

Club Fee: \$10 each session

Dates: Thursdays, Aug 8, Sept 12, Oct 10, Nov 14, and Dec 12

Time: 10am- 4pm





## ***Stitching On State*** Fall/Winter 2013 Classes and Events

### **FRIENDSHIP STAR STITCHERS –Join Us!**

Have you ever thought of joining a Bee? The Friendship Star Stitchers meet at Stitching On State on the third Thursday evening of the month from 7-8:30pm.. We explore new techniques, have social events and do small community projects. Most of all we just have a good time! We always welcome new friends so please join us!

Group contact: Chris Rabjohn

Upcoming dates: Third Thursday of each month. Call store for details.

### **5D SOFTWARE CLUB –Moving to Tuesdays!**

Don't let your Pfaff or Viking software sit idle in your computer. Join the club and learn all there is to know about the new 5D software! Every session is self contained so no need to have been to other sessions. If you do not own the complete suite, check the schedule and attend when the modules you own are featured.

Instructor: Diana Thompson

Monthly fee: \$20

Time: 10am-12:30pm

Dates:

September 3 - Design Creator

October 1 - Stitch Editor

November 5 - Design Creator

December 3 - Sketch

### **SASSY STITCHERS (FORMERLY MODA U)**

Sassy Stitchers meets once a month on Sundays from 10:00 am to 1:00 pm. We love mysteries and are currently wrapping up one from Border Creek. Would you like to join us for the next project? No problem! Contact Anne O'Hara for details about this fun club and upcoming plans.

Upcoming meeting dates: August 11th, September 8th, October 13th November 10th and December 15th.

### **HOOPSISTERS FEATHERED STAR BLOCK OF THE MONTH-Program continues through October**

This beautiful quilt is pieced, decoratively stitched and quilted all in the hoop of your embroidery machine with digitizing by Sharon Schamber, Master Quilter. This will be a 4-10 month project depending on whether you complete the 36 or 120 block quilt. Not sure? You can start with the 36 block quilt and upgrade mid program! Program fee includes one demonstration session each month and the current month's software burned on a CD. Supplies for this project may be purchased throughout the program at 20% off the regular price and Terri would love to assist you in choosing color coordinated thread and fabric! An optional border and wall hanging CD will be available for purchase.

Dates: Saturdays at 10am -Jan. 26, Feb. 23, Mar. 30, Apr. 27, May 25, June 22, July 27, Aug. 24, Sept. 28, Oct. 26. OR Tuesdays at 10am- Jan. 29, Feb. 26, Mar. 26, Apr. 30, May 28, June 25, July 30, Aug. 27, Oct. 1, Oct. 29

*NOTE: In response to many requests we will be offering this program once again starting next Spring, If you are interested please let us know!*