



Stitching On State Spring/Summer 2014 Classes and Events

Dear Friends,

Welcome to our Spring/Summer 2014 class session. We are very excited about the selection and quality of the classes we offer. This summer we are even offering a special Kids' Camp. Please join us! You will have a great time, learn something new and make new friends. How fun!

See you soon,

Elaine, Mike and *all of us* at Stitching On State

MARK YOUR CALENDARS

- ❖ **Teacher's Open House** is Saturday, April 5th. Sign up for classes and receive 10% off class fees and 20% off class supplies! Discount applies to project classes only.
- ❖ **First Saturday** The current session continues through June and will resume in the Fall. Have you ever participated in this fun, \$5 monthly program? Pay only \$5 for the first block. When you bring in your completed block to the next First Saturday you will get that month's block for free. These beautiful projects are Terri's exclusive designs and are not available outside the program. Plus, enjoy First Saturday participant-only discounts. What's not to love? ***Watch for information about the Fall Session.***

DID YOU KNOW?

- ❖ Special sales, contests and fun events are posted on our Facebook page. Don't miss out! "Like" us or **simply visit our Facebook webpage** at www.facebook.com/StitchingOnState so you get the latest news between emails. For your convenience, we have an easy Like Us link on our website.
- ❖ When you purchase your BERNINA or PFAFF sewing machine from Stitching On State you will receive machine specific training, your first year's cleaning at no charge, and a 15% discount on all regular priced merchandise for one year. We support you after the sale, not just during it. **Remember-when you purchase your machine you are also selecting the dealer that will provide you with your training, service and warranty work.**
- ❖ When you take a class at SoS you will receive 15% off the regular price of in-store fabric, notions, thread, books and patterns purchased on class night! (Remember to let us know you are there for class when you check out, please)
- ❖ Looking for something in particular and don't see it in the store? We are happy to order it!
- ❖ Are you aware of our Customer Loyalty program? For every \$250 of regular priced merchandise you purchase you will receive a store merchandise gift receipt worth \$25. That is like receiving an automatic 10% off all purchases, all the time, and is our way of saying Thank You for being our customer!



Stitching On State Spring/Summer 2014 Classes and Events

PROJECT CLASSES

THREAD CATCHER

Make this handy tool in a single session. Free pattern, sand and heavy gauge plastic provided. Add two fat quarters in your favorite fabric and you are ready to go!

Instructor: Judy Jurs

Skill Level: Beginner

Class fee: \$20

Session: One 3 hour session

Date: April 28th 1-4pm or 6-9pm



TULIP APPLIQUE

Let's brighten up your table with pretty tulips. Tulip appliqué captures a little of Mother Nature's whimsy with the accuracy and precision of the embroidery machine and create fabric art for the home with your personal color touch.

Skill level: Experienced with machine embroidery

Instructor: Jann Bray

Class Fee \$35

Session: One 5 1/2 hour session

Date: Saturday May 31, 2014

Time: 10am-3:30pm

Technique used: Embroidered machine appliqué in the hoop



OPEN WEAVE TABLE RUNNER AND PLACE MATS

Make this fun & easy Open-Weave Table Runner and matching place mats using special tips & tricks. No need to worry about backing, batting or binding.... Just bring your sewing vibe and get ready for a fun and fabulous time!


Instructor: Anne O'Hara

Skill Level: Beginner

Class Fee: \$25

Session: One 5 hour session

Date: Saturday, May 3rd, 10am-3pm





Stitching On State Spring/Summer 2014 Classes and Events

BOREALIS BARGELLO

You asked for it! This wall hanging will give you the opportunity to try your hand at Bargello on a small scale. Finishes approximately 42" X 58".

Instructor: Judy Jurs
Skill Level: Confident Beginner
Class fee: \$35
Session: Two 3 hour sessions
Date: May 6th and May 20th
Time: 1-4pm or 6-9pm



INVISIBLE MACHINE APPLIQUE'

Take Machine Appliqué beyond raw edge and to the next level. Get the look of hand appliqué by using your machine. This is a technique class where we will explore 3 different ways to prepare your fabric for invisible machine appliqué; freezer paper, interfacing and starch. You will also learn machine set up and the proper stitch to us as well as thread selection. If your machine can do a zig zag stitch you will be amazed at how easy and fast this appliqué technique can be. Previous machine appliqué experience helpful. A basic kit will be provided; other items needed will be listed on the supply list.

Instructor: Theresa Kennedy
Skill level: Confident Beginner
Class Fee: \$35 includes kit
Sessions: One 4 hour session
Dates: Saturday, May 17, 12:30-4pm



DYEING TO QUILT!

This outdoor workshop will allow you to explore dyeing your own fabric for a colorful, creative adventure in quilting. (See *Flying Colors Quilt* class coming up!)

Instructor: Judy Jurs
Skill level: Beginner
Class fee: \$25
Session: One 3 hour session
Date: June 22nd, 1-4pm





Stitching On State Spring/Summer 2014 Classes and Events

START QUILTING

Ever thought of joining the wonderful world of quilting? This is the perfect first step (or great refresher for any quilter). We will cover everything from basic rotary cutting to putting on your binding and label. Over the course of five weeks you'll make three small projects. Make a simple rail fence table topper or wall hanging while strip piecing and perfecting your quarter inch seam. Make a fun game board while learning how to make nine patches. Then learn several ways to make half square triangles and flying geese, these will be used together in making an original table runner. Complete this class and feel confident to follow any pattern or take any quilting class. You'll fall in love with quilting and wonder why you waited so long to learn!



Instructor: Terri Linder
Skill Level: Beginner or refresher
Class fee: \$70
Sessions: Five 2 1/2 hour classes
Date: Thursdays, June 26, July 3,10,17,24 6:30pm - 9:00pm

FLYING COLORS QUILT

Make this stunning throw using hand-dyed gradated shades of fabric (or other fabrics of your choice) and watch the colors fly! (see *Dyeing to Quilt workshop this quarter*).

Instructor: Judy Jurs
Skill Level: Confident Beginner
Class fee: \$35
Sessions: Two 3 hour sessions
Dates: July 2nd and July 16th, 1-4pm or 6-9pm



CHICKEN PINCUSHION

Here a chick, there a chick, everywhere a chicken pincushion! Come join this fun class and make your own chicken pincushion using the simple stitch and flip technique and decorative stitches on your sewing machine. Say you do not have all those fancy stitches? Feel free to try out one of our classroom machines! You'll have so much fun, you will want to make an entire flock to use as gifts for all your quilting and sewing friends.

Instructor: Terri Linder
Skill Level: beginner - fun for all!
Class fee: \$20 Sand and pattern will provided
Session: One 3 hour class
Date: Tuesday, July 8 6:30pm to 9:30pm





Stitching On State Spring/Summer 2014 Classes and Events

INTRO TO PAPER PIECING

Whether you are new to paper piecing or need a refresher, this class is for you! We will cover the basics of paper piecing to get you started on a new piecing technique. We will start with a basic block and from there you will be able to use this technique to make our project or start a new quilt of your choosing.

Instructor: Ann Williams

Skill Level: Beginner

Class Fee: \$45

Sessions: Two 3 hour sessions

Date: Mondays, June 16 and June 23rd. 1-4pm



SEWING 101—START SEWING

Come join me to learn some sewing basics. During the 5 sessions we will learn to cut, pin, read a pattern and use ¼ and 5/8 inch seams. The first project will be a pillowcase with overcast and French seams and lots of creativity. You will be proud to say you made it!

The second project will be a “green” style bag where you will learn to use some of your decorative stitches. You will also learn how to insert batting and add a lining.

The final project will be lounge pants where you will learn to work with a pattern, casing and elastic, some fitting, seam finishing and a blind hem.

Welcome to the world of sewing!

Instructor: Ann Williams

Skill Level: Beginner

Class Fee: \$70

Sessions: Five 3 hr sessions

Dates: Tuesdays, July 8, 15, 22, 29 and August 5 6pm-9 pm



CHEVRON QUILT

Chevron quilts are so popular- who doesn't love that big zigzag pattern? Here is a chance to put together a great modern quilt using the **Sidekick Ruler**. Learn how to offset the dog ears to get perfectly match seams. No borders necessary!

Instructor: Terri Linder

Skill Level: Confident Beginner to Intermediate

Class fee: \$30

Session: Two 2 1/2 hour classes

Date: Monday July 14 and 21 6:30pm - 9:00pm





Stitching On State Spring/Summer 2014 Classes and Events

MACHINE QUILTING

Do you have several pieced quilts waiting to be quilted and just do not know where to start? In this machine quilting class you will learn how to quilt your quilts using your home sewing machine. We will cover batting, needle, and thread choices as well as marking tools. We will spend the morning using a walking foot and doing machine guided quilting, in the afternoon we will put on a darning foot and practice free motion quilting. Plenty of time will be given to help you develop the needed skills and build confidence to quilt your own quilts right at home.

Instructor: Terri Linder

Skill Level: Beginner or refresher

Class Fee: \$35

Session: One 5 hour class - we will break for lunch, bring from home or plan to go out

Date: Saturday, July 19 9:30am - 3:30pm



MACHINE APPLIQUE'-RAW EDGE

Treat yourself and learn the techniques of machine appliqué. This all day workshop will concentrate on stitch techniques for raw edge appliqué using your sewing machine. The morning session will focus on needles, thread, tension and machine settings with considerable time devoted to practice work on appliqué shapes using the satin and blanket stitch. The afternoon session will be hands on use of fusible web, appliqué press sheet and stabilizers while working on a small project. (Lunch break optional)

Instructor: Theresa Kennedy

Skill level: Beginner and up

Class Fee: \$35 includes 2 kits

Sessions: One 5 hour session

Dates: Saturday, August 9th, 10am – 3pm



“KOZY KITS”IN THE HOOP PROJECTS BY SMITH STREET DESIGNS

So cute and fun to make! These projects will teach you to insert zippers, add pockets, appliqué and quilt all in the hoop! Come have some fun and make some really cute projects for yourself or to give to your sewing friends as gifts and an added bonus, use up some of your stash remnants.

Instructor: Ann Williams

Skill level: Beginner

Class Fee : \$35

Sessions: Two 3 hour sessions

Dates: Monday August 11 and 18, 1-4 pm





Stitching On State Spring/Summer 2014 Classes and Events

LOCK INS, WORKSHOPS, CLUBS and EVENTS

(Please note that the fees for these special programs are not discountable)

TEACHER'S OPEN HOUSE IS SATURDAY, APRIL 5th!

Sign up for a class today and receive 10% off project class fees and 20% off class supplies. Join us! You will meet new friends, learn something new and have a great time. *Please note that today's discount does not apply to clubs, events, special programs and block of the month programs as these are specially priced.*

KIDS' CAMP


This brief introduction to sewing will cover basic hand and machine sewing techniques, terminology, tools and safety and will include some fun hands-on small projects. Ages 8 to 15 only (no adults please) and space is limited to 6.

Instructor: Judy Jurs

Dates: June 25th, July 2nd, July 9th and July 16

Time: 8am to noon

Class fee: \$12 per day (sign up for each date separately)



LATE NIGHT LOCK-IN

Here is a chance for you to come to Stitching on State and have six hours of uninterrupted quilting/sewing time! Arrive at 6pm to be locked in with nothing to do but shop, snack, and sew. Enjoy spending time with other quilters sharing ideas and stories. Terri will be available to help you when needed. Dessert is served at 9pm, so come join a fun evening with friends doing what we all love!

Instructor: Terri Linder

Fee: \$12 each session

Sessions: One 6 hour session 6pm - midnight

Date: Saturday, April 26

Saturday, May 31

Saturday, June 28

Saturday, July 12

Saturday, August 23



PINEAPPLE QUILT REVISITED

Attention all quilters who have taken Terri's pineapple class using **Gyleen's Pineapple Tool**. If you still have not completed your quilt, here is your chance to come in and work on it with Terri's guidance. And for all of you who have finished, here is an opportunity for you to begin another! This quilt makes a great 20 block baby quilt, or a 48 block lap quilt. Lunch will be supplied so all you have to do is sit and sew. Join the fun meeting up with other pineapple quilters and let's get those quilts completed!

Instructor: Terri Linder

Fee: \$15

Skill Level: Must have taken Terri's Pineapple Class

Session: One 7 hour class

Date: Friday, June 27 9:30am - 4:30pm





Stitching On State Spring/Summer 2014 Classes and Events

GIRL'S NIGHT OUT STRIP POKER PARTY

This special version of our poker party will feature a "quilt du jour" as our project for the evening. Pre-class preparation will be required so that we can finish with our "winnings"!

We will begin our evening with a pot luck to be followed by the poker hands that determine what fabrics you use to finish your project.

Space is limited so sign up early!

Hostess: Judy Jurs

Date: July 18th

Time: 6pm to midnight

Event Fee: \$15 and a dish to pass (Main Course provided)



JELLY ROLL RACE II- CHARITY MARATHON TO SUPPORT THE HAMPSHIRE LIONS CLUB

You don't have to be a marathon runner to participate in the Jelly Roll Race II Charity Marathon!

Stitching on State is sponsoring their first Jelly Roll Race and will be using a variation of this popular quilt pattern.

100% of proceeds will be donated to the Hampshire Lions Club whose mission it is to help those with hearing and vision loss in our community. So wind your bobbins and save the date. Tell your friends and join the fun! Be the first to cross the 1600' finish line. Prizes will be awarded and refreshments served.

Don't want to race but watch and cheer? Be a spectator for a small donation and know you are helping a local community charity.

For information about the Jelly Roll Race II visit: <http://www.youtube.com/watch?v=9w9UOFj0CSo>



Race Date: Sunday, July 27 Race Time: Noon

Entry Fee: \$ 10 with Racer Pattern and supply list available at time of registration

Spectator Fee: Donation of your choice

ROUND ROBIN FOOT PLAY (Session 1)

Join us for one or both sessions of foot play.

Let's get together, have some fun and see what fascinating things the Pfaff and Bernina feet can do for us. Amazing!

We'll have a kit for you to create a cute little project as you make your way through each station. Don't forget lunch, we'll be serving.

Instructors: Ann Williams and Jann Bray


Class fee: \$50 includes kit and lunch for one session. Sign up for both sessions for \$75.

Session: One 5 1/2 hour session

Date: Saturday July 12, 10am-3:30pm

Please call store to register. 847-683-4739

Limit of 6 attendees at each session.





Stitching On State Spring/Summer 2014 Classes and Events

READY FOR MORE FOOT PLAY (Session 2)

Let's do another round robin foot play-this time with special Bernina feet and accessories. Kits will be provided and we will make a cute project with our speciality feet. How fun! We'll have snacks too.

Instructors: Jann Bray and Ann Williams

Class Fee: \$40 includes kit and snacks

Session: One 3 hour session

Date: Sunday August 3, 12-3pm

Sign up for both sessions (Round Robin Foot Play and Ready for More Foot Play) for \$75.00.

Please call store to register. 847-683-4739.

Limit of 6 attendees at each session.



BAG LADY WORKSHOP

Do you have a purse or tote bag pattern you would like to make but never find the time? How about one that's not finished or has that dreaded zipper? Bring ANY purse or tote bag pattern, your fabric and machine to this all day workshop focusing on bag making. Theresa will be ready with hands on assistance for whatever bag you want to make. Bring a gal pal and make a day of it. Lunch will be ordered in or bring your own. Chocolate provided

(Skills covered: Reading a pattern, purse/tote bag sewing techniques)

Skill level: Beginner and up

Instructor: Theresa Kennedy

Workshop Fee: \$15

Sessions: One 5-1/2 hour session

Dates: Saturday, June 14th 10am-3:30pm



5D SOFTWARE CLUB

Don't let your Pfaff or Viking software sit idle in your computer. Join the club and learn all there is to know about PFAFF's 5D software! Every session is self contained so no need to have been to other sessions. If you do not own the complete suite, check the schedule and attend when the modules you own are featured.

Instructor: Diana Thompson

Monthly fee: \$20

Time: 10am-12:30pm

Dates: Tuesdays: April 1-Stitch Editor
May 6 - Embroidery Extra
June 3-Design Creator
July 1-Portrait Stitch
August 5- Embroidery Extra





Stitching On State Spring/Summer 2014 Classes and Events

QUILT THE DAY AWAY

Spend your weekday quilting among friends! Start a new project or work on a UFO. Judy is ready to offer her assistance as you work on your project. Bring a sack lunch or order in. We meet the third Wednesday of the month from 10-4pm ***except** July which will be the 4th Wednesday this year.

Instructor: Judy Jurs

Dates: April 16th, May 21st, June 18th, July 23rd* and August 20th

Time: 10am - 4pm

Fee: \$12 each session



STITCHING ON A SUNDAY AFTERNOON- Monthly Hand Embroidery and Piecing program

Sunday afternoon is my favorite time to stitch and I invite you to share a monthly Sunday afternoon with me. Hand embroidery and piecing are combined to make monthly seasonal table mats 13" x 24". These whimsical patterns are "All Stitched Up" by Kathy Schmitz and are too darn cute! Learn tracing and embroidery techniques as well as block construction at each month's demo. Stay and stitch, make new friends and I'll bring the chocolate. You can join in at any time, not month specific. There is also a bonus Block of the Month quilt pattern to turn the 12 table mat quilt blocks into a stunning pieced quilt with embroidery accents.

Skill level: Beginner and up

Instructor: Theresa Kennedy

Class Fee: \$10 each month

Sessions: One 2-1/2 hr session each month

Dates: Sunday, April 13, June 22, July 20, Noon - 2:30 PM

Dates for additional months to be announced (May will be combined with June)



SASSY STITCHERS

Sassy Stitchers meets once a month on Sundays from 10:00 am to 1:00 pm. The quilt we started in January is called "Golden Memories" from My Heart to Your Hands. Golden Memories provides a wonderful opportunity to explore and create 32 traditional quilt blocks and patterns within a 64 1/2" x 79 1/2" sampler quilt that is sure to become a family heirloom! We also work on other fun projects throughout the year. Join us!

Group leader: Anne O'Hara

Time: 10am-1pm

Dates: April 13, May 18, June 22, July 20, Aug 17, Sept 21, October 19, Nov 16, Dec 21

Yearly Club fee: \$40-patterns not included





Stitching On State Spring/Summer 2014 Classes and Events

FRIENDSHIP STAR STITCHERS –Join Us!

Have you ever thought of joining a Bee? The Friendship Star Stitchers meet at Stitching On State on the third Thursday evening of the month from 7-8:30pm.. We explore new techniques, have social events and do small community projects. Most of all we just have a good time! We always welcome new friends so please join us!

Group contact: Chris Rabjohn

Upcoming dates: Third Thursday of each month. Call store for details.


DO YOU SPEAK SEWING MACHINE?

Just like a teenager, our sewing machines have their own language. Does your machine beep at you and you don't why? Or refuse to sew the way you think it should...and what happens if I push this button? Learn to speak sewing machine by understanding your make and model. Get the most out of your machine with one on one instruction, including embroidery.

Class scheduled by appointment

Fee: \$25/hr – 2 hour minimum

Instructor: Theresa Kennedy



Our 2014 BLOCK OF THE MONTH PROGRAM CONTINUE *(Please note that the fees for these special programs are not discountable)*

CHARMING AND QUAINT BLOCK OF THE MONTH

Sign up now for the new Block of the Month beginning in February. This beautiful 64" x 81" quilt uses Moda fabric designed by Three Sisters and the pattern "Charming & Quaint" designed by This and That. What a fun project to work on through the winter and spring months!

Rich reds and gold with accents of purple make this quilt truly breathtaking. Stop in each month to pick up your pattern and fabric to make two identical 14" blocks. A finishing kit will be available early spring.

Be sure to sign up now as we only have enough fabric for 22 lucky quilters to participate in this program.

Cost: \$106.85 for the six blocks and pattern

Finishing Kit: \$65.00 to be paid in May





Stitching On State Spring/Summer 2014 Classes and Events

HOOPSISTERS JACOBAN JOURNEY 2014 BLOCK OF THE MONTH

Come join us for a Jacobean Journey. Hoopsisters has done it again! Sharon Schamber, master quilter, has digitized the new 10 month embroidery masterpiece that is pieced, decoratively stitched and quilted in your embroidery hoop.

The size block you choose determines the size of the quilt, from lap to king, 80 to 168 blocks. You may also choose to add an optional border.

Program fees include a demonstration session each month and the current month designs on a CD to take home. You may purchase your supplies at 15% off regular price throughout the 10 months.

Terri is always available to help you with coordinating your fabric and thread. Lucky us!

Skill level: Beginner to Expert-must have a working knowledge of your embroidery machine

Instructor: Ann Williams and Elaine Thomas

Program Fee : \$150

Dates: Saturday 10am-12pm Feb 22, Mar 22, Apr 19, May 17, June 21, July 19, Aug 16, Sept 20, Oct 18, Nov 15

Or

Wednesdays 1pm-3pm Feb 26, Mar 26, Apr 23, May 21, June 25, Jul 23, Aug 20, Sept 24, Oct 22, Nov 19th

Additional Dates (if Needed)-Sat Dec 20, and Tues Dec 23



HOOPSISTERS FEATHERED STAR 2014 BOM PROGRAM

This encore program starts in April at the special request of our many Snowbird customers.

This beautiful quilt is pieced, decoratively stitched and quilted all in the hoop of your embroidery machine. The quilting is digitized by Sharon Schamber, Master Quilter, and is absolutely beautiful! Choose 5, 6, 7, 8 or 9 inch blocks and create a quilt from wall hanging size all the way to king size. If you need assistance in choosing color coordinated fabric and thread, Terri would be happy to help.

Program fee includes one demonstration session each month and the current month's designs on a CD. Supplies for this project may be purchased throughout the program at 15% off regular price. An optional border and wall hanging CD will be available for purchase.

Instructor: Jann Bray

Skill level: Beginner to Expert-must have a working knowledge of your machine

Program Fee: \$150

Dates: Saturdays at 10am--Apr 26, May 24, June 28, July 26, Aug 23, Sept 27, Oct 25, Nov 22, Dec 27, Jan 24.

OR

Tuesdays at 10am--Apr 29, May 27, July 1, July 29, Aug 26, Sept 30, Oct 28, Nov 25, Dec 30, Jan 27.



*****PLUS- Be sure to check out Stitching on a Sunday Afternoon under the Workshop Section for a monthly hand-worked and pieced program!***