



Stitching On State

Fall/Winter 2017

Classes and Events

Dear Friends,

Welcome to our Fall/Winter 2017 session! We are very excited about the selection and quality of the classes we offer and very proud to have such skilled instructors leading our classes. There are project classes, workshops, skill builder classes and Just-For-Fun Lock-ins and clubs. Please join us! You will have a great time, learn something new and make new friends. How fun!

See you soon,

Elaine, Mike and *all of us* at Stitching On State

MARK YOUR CALENDARS

- ❖ Come visit us at **the Quilt Expo in Madison, Wisconsin** and see what's new! Expo goes from September 7-9 and this year we will be special partners with Moda! Purchase your tickets at the shop (while supplies last) and save yourself from standing in line when you get there. For more information visit our website or <http://wiquiltexpo.com>
- ❖ **Our Teacher's Are Having an Open House on Saturday, September 16th!** Sign up today for classes and receive 10% off class fees and 20% off class supplies! Discount applies to project classes only. *Please note that today's discount does not apply to clubs, events, special programs and block of the month programs as these are specially priced.*
- ❖ **First Saturday:** The Fall/Winter First Saturday session goes from October through December! This session Terri will design 3 small projects for you to give as gifts-or to keep for yourself! Please call the shop to register so we are sure to have a kit ready for you.
 - Have you ever participated in this fun, \$5 monthly program? Pay only \$5 for the first block. Bring in your completed block to the next First Saturday (first Saturday of the month) you will get that month's block for free. These beautiful projects are Terri's exclusive designs and are not available outside the program. Plus, enjoy First Saturday participant-only discounts. What's not to love?
- ❖ **Come Celebrate National Jelly Roll Day** by participating in Stitching on State's Jelly Roll Race.. That is right. It is a race! Join all 40 jelly roll strips together with a 2 1/2 square of a contrast between each strip to make a 1840 inch strip of fabric, now bring the two ends together and sew 920 inches. Repeat this four more times and you will have a finished quilt top. Just imagine completing your top in just one afternoon! The fun comes when a group of quilters see who can join and sew the fastest! So dig out that jelly roll you fell in love with but never made into anything,(or buy one), and join in the fun on **September 16th**. Call the shop for all the details and to register (Space is limited so sign up early to reserve your spot.)
- ❖ **Store Challenge:** Are you ready to be challenged and get creative? We are having a STORE CHALLENGE using three Moda Dot Grunge fabrics. Fabric will be available at the front counter. Make a wall hanging and/or table topper using all three fabrics, must be 24 inches or smaller. Of course you can always add to the original three fabrics. **Challenge projects are due in the shop no later than Saturday November 25th. They will all be on display for our December 1st Saturday!**
- ❖ Mark your calendars to Join us for our **3rd annual Make It Mini, Make It Red Show** February 10th - 18th! The more quilts on display the more fun it will be for all. We are looking for quilts under 20 inches square, done in reds (burgundy to bright red) and white (tan to white). You may use any technique and enter as many as you wish. Drop off your beautiful mini quilts at Stitching on State before February 6. We will display the miniature collection February 10 thru February 18, There will be People's Choice voting with prizes. Please plan on joining the fun by bring in a mini quilt to display and by attending our special little quilt show to vote for your favorites. What a great way to celebrate Valentine week!





Stitching On State Fall/Winter 2017 Classes and Events

- ❖ Is your child interested in sewing? Want a party unlike any other? **Let us host your child's next party at Stitching on State.** Check under "Lock-Ins, Workshops and Events" for more information or give us a call.

DID YOU KNOW?

- ❖ We are an **authorized BERNINA and PFAFF dealer** and have highly skilled, certified technicians on site to service your machine. When you purchase your **BERNINA or PFAFF** sewing machine from Stitching On State you will receive machine specific training, your first year's cleaning at no charge, and a 15% discount on all regular priced merchandise for one year. We support you after the sale, not just during it. **Remember- when you purchase your machine you are also selecting the dealer who will provide you with your training, service and warranty work. We are proud of our reputation as a fair and honest dealer because we believe that integrity counts.**
- ❖ **When you take a class at SoS** you will receive 15% off the regular price of your class supplies. You also receive 15% off the regular price of all in-store fabric, notions, thread, books and patterns purchased on class night! (Remember to let us know you are there for class when you check out, please)
- ❖ Are you aware of our **Customer Loyalty program**? For every \$250 of regular priced merchandise you purchase you will receive a store merchandise gift receipt worth \$25. That is like receiving an automatic 10% off all purchases, all the time, and is our way of saying Thank You for being our customer!
- ❖ We send out monthly emails to let our customers know about upcoming specials and events at the shop. **Are you on our email list?** It's quick and easy to sign up through our website: **StitchingOnState.com.**
- ❖ Our Facebook page is the place to find free projects, shop updates and tips and tricks. Don't miss out! "Like" us or **simply visit our Facebook webpage** at www.facebook.com/StitchingOnState so you get the latest news between emails. For your convenience, we have an easy Like Us link on our website.
- ❖ Are you a machine embroiderer? Be sure to check out our **Embroidery Design Studio** kiosk on website. Simply click on the butterfly icon at the bottom of the home page and enter a world of beautiful embroidery designs and amazing specials!

PROJECT CLASSES

MONSTER EYEBALLS

What's more enticing than a bowl of eyeballs on your Halloween table! Let's have some fun and make some whimsical, festive and maybe a little creepy monster eyeballs.

Skill level: Beginner and up

Instructor: Theresa Kennedy

Class Fee: \$25

Sessions: One 4 hour session

Dates: Saturday, September 16

Time: 11am-3pm





Stitching On State Fall/Winter 2017 Classes and Events

FOLD'N STITCH LEAF TOPPER

Decorate your home with these cute and adorable leaf toppers that you can make for different holidays or any occasion. They are fun and easy to put together. This class also includes some raw edge applique techniques. You can use them as a table topper and put a candle or a floral arrangement in the center or you can even hang them on your wall. Either way I am sure you will get great compliments. They also make great gifts.



Skill level: Beginner Sewer/Quilter and Up

(Basic sewing knowledge and experience required)

Instructor: Darlene Klawinski

Session: One (4) hour session

Date: Saturday Sept 30

Time: 10:00 am – 2:00 pm

Class Fee: \$35.00

IMAGINE (APPLIQUE')

Celebrate positive and uplifting words and images in raw edge, fusible applique as you create projects of your choice from the applique book "Imagine" by Art To Heart. We will meet quarterly over the next year for a full day of applique fun. You pick the project: full quilt, individual blocks for your hanger, mini quilts, pillows, or festive seasonal banners. Join in at any session. Theresa will guide you every step of the way. Limited amounts of the lighthearted "Bree" fabric line, as illustrated in the book, will be available or we can help with your fabric choice.



Skill level: Previous Raw Edge Applique recommended

Instructor: Theresa Kennedy

Class Fee: \$40 Per Session

Sessions: 6 hour each session

Dates: Saturday October 7, 2017 10 AM- 4PM: Lunch Provided

3 other session dates will be scheduled in 2018.

BASIC PILLOW CASE

You make all these beautiful quilts, why not make pillowcases to match. This class will teach you the correct, fun and easy way on how to make pillowcases with no raw edges shown. Make these for yourself, your family and friends or what a gift to Charity to put a smile on someone's face.



Skill Level: Beginning Sewer/Quilter and Up

(Basic sewing knowledge and experience required)

Instructor: Darlene Klawinski

Session: One (2) hour session

Date: Sunday Oct 8

Time: 12:30 am – 2:30 pm

Class Fee: \$18.00



Stitching On State Fall/Winter 2017 Classes and Events

START QUILTING

Make new friends and learn a new skill when you take Start Quilting at Stitching on State. Over the course of five weeks you will learn everything from basic rotary cutting, strip piecing, machine guided quilting, to putting on a binding. You will work on three small projects. Learn how to make a simple rail fence wall hanging / table topper, a nine patch checkerboard, then learn to make half square triangles and flying geese to complete a beautiful original table runner. This is also a great refresher class for anyone wishing to fine tune their quilting skills. Come join the wonderful world of quilting!



Instructor: Terri Linder

Class fee: \$80

Sessions: Five 2 1/2 hour sessions

Date: Wednesday, October 11, 18, 25, November 1 & 8

Time: 6:30pm - 9pm

LITTLE CHICKEN PIN CUSHION

Here a Chick, There a Chick, Everyone needs a Chicken Pin Cushion!! Join in the fun in creating these adorable little Chickens. Learn foundation cloth log cabin block piecing for chicken bodies and prairie points for tails. Once you learn the technique, all orphan blocks can be turned into chickens! These make great gifts and are so much fun to create, you'll want to make an entire flock!



Instructor; Terri Linder

Class fee: \$25 includes pattern, felt, and beads

Session: One 3 hour session

Date: Friday, October 20

Time: 6:30pm - 9:30pm

MACHINE APPLIQUE' RAW EDGE

This course concentrates on different stitch techniques for raw-edge applique using your sewing machine. You will learn about needles, threads, tensions, machine settings, stabilizers and fusible webs. You will also practice on different shapes using your zig-zag, satin and/or blanket stitches. (These shapes will be provided and are included in the class fee.)

And you will also learn the proper techniques to make this Happy Scarecrow from start to finish. What a great Hostess Gift to bring to your Thanksgiving Dinner along with your favorite receipt and/or just to decorate your own home.



Skill level: Beginner Sewer/Quilter and Up

(Basic sewing knowledge and experience required)

Instructor: Darlene Klawinski

Session: One (5) hour session

Date: Saturday Oct 21

Time: 10:00 am – 3:00 pm

Class Fee: \$40.00



Stitching On State Fall/Winter 2017 Classes and Events

CHENILLE POTHOLDERS

Who would have thought that just eight layers of brushed homespun (flannel) could make such beautiful potholders? Learn how to stack, sew, and slash, to create a pair of potholders. After binding, just throw in the wash and they fluff themselves. Make for yourself or to give as a gift. So simple you can't make just one set!

Instructor: Terri Linder

Class fee: \$28

Session: One 3 1/2 hour class

Date: Sunday, November 12

Time: 1:30pm - 5pm



TUSCANY TOTE (Two sessions available)

This tote is roomy with 16 pockets inside. Finished measurements 16-1/2" wide at top x 12" tall x 4" deep. 20" straps. Easy sew. No sag tote bottom. Fat 1/4 friendly. Skill level Intermediate. Snap closure.

There are two opportunities to take this class

Skill Level: Intermediate 1

Instructor: Pam Cook

Class Fee: \$35

Session 1: Sunday October 22nd & November 5th

Time: 11:30-3:30pm

Session 2: Friday November 17th & Friday December 1st.

Time: 5:30pm - 9:30pm



LIL' SHIRT QUILT

Create an adorable little quilt, wall hanging or pillows using old (or new) shirts for your fabric. Great way to make a memory or retirement quilt that can be cherished for many years to come. Three dimensional collars add a special touch. So grab some shirts or fat quarters and join Fran to make the perfect quilt for a special guy.

Instructor: Fran Row


Class fee: \$40

Session: One 6 hour class

Date: Thursday, October 26

Time: 10am - 4pm

please bring a sack lunch





Stitching On State Fall/Winter 2017 Classes and Events

ARE YOU SEEING PINWHEELS?

Join me on Friday, November 3 and 10th to make this amazing quilt. Directions will be given for either a lap or a table runner, your choice. You will learn a very simple way to make the blocks. It goes together really fast and much easier than it looks.

Instructor: Anne O'Hara

Class Fee: \$35

Session: two 2 1/2hour classes

Dates: Friday Nov 3 and 10th

Time: 5:30pm-8:00pm



MONDO/MIDI/BITTY BAGS

Mondo, Midi or Bitty--- which one do I make? Pick one and spend a fun day making this awesome tote using the Quiltsmart printed interfacing panel Fun Packs. You will have perfectly matched seams, easy construction and a cute-as-can be bag when you are done. Great opportunity to use your charm packs or mini charms.

Bag Sizes:

Mondo Fun Pack: 10" square bottom with 17" tall sides -- Makes 1 bag

Midi Fun Pack: 8" square bottom with 12" tall sides -- Makes 2 bags

Bitty Fun Pack: 5.5" square bottom with 9" tall sides -- Makes 2 bags


Skill level: Beginner and up

Instructor: Theresa Kennedy

Class Fee: \$35

Sessions: One 5-1/2 Hr Session

Dates: Saturday, November 4, 2017 10AM – 3:30 PM (Snacks provided but feel free to bring lunch)



WINE ZIP

Bring the best dressed wine bottle to the party. We'll be learning a simple technique for zipper insertion. This is a Fat 1/4 friendly pattern. The book will be used in the Table Topper class as well. There are many great gift ideas included.

Skill Level: Beginner

Instructor: Pam Cook

Class Fee: \$30

Sessions One 3 hour class

Date: Thursday November 9th

Time: 12:30-3:30pm





Stitching On State Fall/Winter 2017 Classes and Events

TINY BITS OF DRESDEN CHRISTMAS STOCKING

Tiny Dresden plates are showcased on a classic Christmas stocking. Enhance your Christmas decorating with holiday fabric or fill and give as a gift using novelty fabric themed for the recipient. Would also make a memorable favor or decoration for a holiday wedding.

Skill level: Beginner and up
Instructor: Theresa Kennedy
Class Fee: \$25
Sessions: One 4 hour session
Dates: Saturday, November 11
Time: 11am -3pm



MACHINE QUILTING

Do you have a collection of unquilted quilt tops and table runners at home, and not sure how to go about finishing them? This could be the perfect class for you! Learn how to quilt your own quilts at home on your sewing machine. Learn about needles, thread, batting, and marking tools. The first class night teaches machine guided techniques using your walking foot. During the second class, you will drop your feed dogs and learn just how easy it is to do free motion quilting. This class is designed to help build the confidence to quilt your very own quilts.

Instructor: Terri Linder
Class fee \$42 includes kits
Sessions: Two 2 1/2 hour classes
Date: Monday, Nov 20 & 27
Time: 6:30pm - 9pm



15 DEGREE RULER

Are you as intrigued with rulers as I am? This fun pattern uses the new 15 degree ruler. Come see what it's all about.

Skill level: Beginner
Class Fee: \$35
Session: 2 3-hour sessions
Dates: Friday December 1 and December 8th. It's a two part class. \$35.00
Time: 5:30pm- 8:30pm





Stitching On State Fall/Winter 2017 Classes and Events

CHRISTMAS TREE SKIRT

Need a tree skirt or want to make one for yourself, your family or friends? This class will teach you techniques on how to put squares together and work with an octagon shape quilt. Make these tree skirts in traditional colors and fabrics or fun and whimsical fabrics for kid in all of us. Santa will be impressed when he delivers the presents under that tree. *Pattern only available in class and is included in the class fee.*




Skill level: Beginner Sewer/Quilter and Up
(Basic sewing knowledge and experience required)

Instructor: Darlene Klawinski
Session: One (4) hour session
Date: Saturday Dec 9
Time: 10:00 am – 2:00 pm
Class Fee: \$40.00

COLOR BLOCK TABLE TOPPER

Come Join the fun and make this Fat1/4 friendly table topper measures 13-1/2 x 38-1/2. Pick your fabrics make several for gifts or for seasonal table toppers for yourself. If there is time we will quilt the table topper. This pattern is in the same book as the Wine Zip.



Skill Level: Beginner
Instructor: Pam Cook
Class Fee: \$30
Session: One 5-1/2 hour class
Date: Saturday, December 16th
Time: 10am - 3:30pm

LOCK INS, WORKSHOPS, CLUBS and EVENTS

(Please note that the fees for these special programs are not discountable)

PARTY ON STATE! CHILDRENS SEWING PARTIES

Is your child interested in sewing? Want a party unlike any other? Let us host your child's next party at Stitching on State. You supply eight future quilters and we supply the rest. Your child will prepick the fabrics. When you arrive kits and sewing machines will be waiting for you. Just think how proud all the little quilters will be going home with their very own mini quilt. Future quilters must be 11 or older.

Instructors: Terri and Darlene
Class Fee: \$30 per child
Session: One 4 hour class
Please contact Terri or Darlene at Stitching on State to set up date and time





Stitching On State Fall/Winter 2017 Classes and Events

STITCHER'S GARDEN SEWING TECHNIQUE BLOCK OF THE MONTH

By popular request, our Stitcher's Garden sewing technique class will be returning in October! The Stitcher's Garden will focus on learning different techniques each month, using different sewing machine presser feet and utilizing the wonderful decorative stitches on your sewing machine. Have fun, learn new skills and create a beautiful heirloom quilt.


Instructor: Jann Bray

Class Fee: \$138 includes patterns and class

Sessions: 6 monthly sessions

Time: 10am-3:30pm

Dates: Oct 28th, Nov 18th, Dec 30, Jan 20, Feb 17 and March 17



QUILT THE DAY AWAY

Come to Stitching on State on the third Wednesday of the month for six hours of uninterrupted sewing time! Feel free to bring whatever you are working on, or start a new project. Fran and the girls downstairs will be available too help and motivate you throughout the day. Bring a lunch or plan on going out to grab something in town. This is the perfect opportunity to finish some UFOs and make new quilting friends. We look forward to seeing you!

Instructor: Fran Row

Fee: \$12

Session: One 6 hour session

Dates: Wednesday, September 20

Wednesday, October 18

Wednesday, November 15

Wednesday, December 20

Time: 10am - 4pm



LATE NIGHT LOCK-IN

Sometimes you just need to get out of the house and do something for yourself. Here is the perfect opportunity to get out with your quilting friends and work on completing some of your UFOs (unfinished quilt projects). All caught up? (that will never happen) then feel free to pick out and start something new. Arrive at 6pm to be locked in the quilt shop where you will be free to sew, shop, snack, and visit with fellow quilters. What a great way to be motivated! Terri will be available to help whenever needed. Dessert is served at 9pm, and you do not have to go home until midnight! Just think how much you can get done without interruptions. Come join this fun night out with the girls!

Instructor: Terri Linder

Class fee: \$12

Session: 6 hours of quilting fun!

Dates: Saturday, September 23

Saturday, October 21

Saturday, November 18

Saturday, December 16

Time: 6pm - midnight





Stitching On State Fall/Winter 2017 Classes and Events

LOCK IN (THE NEXT DAY)

Turn the September late night lock - in into a mini retreat! Leave your machine all set up and all your supplies out, then come back on Sunday for ANOTHER 6 hours of sewing with all your quilting friends. Please feel free to join this Sunday Lock-In even if you were unable to attend the night before. The more the merrier! Lunch will be provided so all you have to do is spend the day sewing, snacking, and shopping.

Instructor: Terri Linder

Class fee:\$15 includes lunch

Session: 6 hours of quilting fun!

Date: Saturday, September 24

Time: 10am - 4pm



PINEAPPLE REVISIT

Still working on your pineapple blocks? Here is the opportunity to come back to Stitching on State to continue working on your quilt. If you finished your quilt, feel free to come start another. You can get a totally different look by adding sashings or controlling your color placement. We will begin with a quick review on construction, then you will be free to sew the day away. Lunch will be served, so all you have to do is play with your fabric scraps and make more pineapple blocks. You may even see some of your classmates! **NOTE:** You must have taken one of the past Scrappy Pineapple classes to enroll in this class. If you still need to take the original \$40 Scrappy Pineapple class, Please contact Terri to make special arrangements to get the first class under your belt so you can take advantage of future revisit classes.

Instructor: Terri Linder

Class fee: \$15

Session: One 7 hour session

Date: Saturday, October 14

Time: 9:30am - 4:30pm

SASSY STITCHERS CLUB

This semester we are working on a group challenge using a 10 inch layer cake quilt called Timeless Yardage by Jo Morton for Moda Fabrics. We also have lots of show and tell and share yummy snacks. Sassy Stitchers meets the third Sunday of each month from 10:00 am to 3:00 pm.

Instructor: Anne O'Hara

Dates: Sept 17, Oct 15, Nov 19 and Dec 17

Time: 10am-3pm

\$45.00 annual fee



6D SOFTWARE CLUB

Don't let your Pfaff or Viking software sit idle in your computer. Join the club and learn all there is to know about 6D software! Every session is self contained so no need to have been to other sessions. If you do not own the complete suite, check the schedule and attend when the modules you own are featured.

Instructor: Diana Thompson

Monthly fee: \$20

Time: 10am-12:30pm

Sept 5 - Design Creator, Oct 3 - Embroidery Extra,

Nov 7 - Portrait Stitch, Dec 5 - Design Creator

