Stitching On State
Winter/Spring 2019
Classes and Events

Dear Friends,
Welcome to our Winter/Spring 2019 session! We are very excited about the selection and quality of the classes we offer and very proud to have such skilled instructors leading our classes. There are project classes, workshops, skill builder classes and Just-For-Fun Lock-ins and clubs. Please join us! You will have a great time, learn something new and make new friends. How fun!

See you soon,
Elaine, Mike and *all of us* at Stitching On State

MARK YOUR CALENDARS

- **Our Teacher's Are Having an Open House on Saturday, January 5th!** Sign up today for classes and receive 10% off class fees and 20% off class supplies! Discount applies to project classes only. *Please note that today's discount does not apply to clubs, events, special programs and block of the month programs as these are specially priced.*

- **First Saturday**: The Winter/Spring First Saturday session begins January 5th also and goes through June. Terri gave us a sneak peek of her color choices (a gray/blue and off white with color accents) for this project and everyone was pretty darn excited about it! Please call the shop to register so we are certain to have a kit prepared for you.

  - Have you ever participated in this fun, $5 monthly program? Pay only $5 for the first block. Bring in your completed block to the next First Saturday (first Saturday of the month) you will get that month's block for free. These beautiful projects are Terri's exclusive designs and are not available outside the program. Plus, enjoy First Saturday participant-only discounts. What's not to love?

- **The 2018 Great Stash Dash is just around the corner! Have you purchased your passport (and received your tote) yet?** During the 10 day long dash 1/18-1/27/19 (which includes 2 weekends) you can visit all 13 shops getting your Great Stash Dash passport stamped and saving 15% off your entire purchase (some restrictions apply). Plus there are 4 more Super Saturdays and a bonus coupon. Visit our website for all the details. **This is NOT your Grandmothers Shop Hop.**

- **The International Quilt Expo is March 28-30th this year.** Yes, it is earlier! Mark these dates on your calendar and check out the details on our website or at www.quilts.com

- Our **4th Annual Make it Mini-Make It Red Show** is coming up! Bring in your mini quilts before Feb 8th. Show dates and voting are Feb 9-17. Give us a call or check our website for all the details.

- **We still have some wintery months ahead, so just a reminder to call ahead if we are experiencing inclement weather. If we need to close the shop there will be an email sent out to everyone on our email list (are you?) a post on Facebook and a note in the blog section of our webpage.**

Stitching On State
Winter/Spring 2019
Classes and Events

DID YOU KNOW?

- We are an **authorized BERNINA and PFAFF dealer** and have highly skilled, certified technicians on site to service your machine. When you purchase your **BERNINA or PFAFF** sewing machine from Stitching On State you will receive machine specific training, your first year's cleaning at no charge, and a 15% discount on all regular priced merchandise for one year. We support you after the sale, not just during it. **Remember-when you purchase your machine you are also selecting the dealer who will provide you with your training, service and warranty work. We are proud of our reputation as a fair and honest dealer because we believe that integrity counts.**

- **When you take a class at SoS** you will receive 15% off the regular price of your class supplies. You also receive 15% off the regular price of all in-store fabric, notions, thread, books and patterns purchased on class night! (Remember to let us know you are there for class when you check out, please)

- Are you aware of our **Customer Loyalty program**? For every $250 of regular priced merchandise you purchase you will receive a store merchandise gift receipt worth $25. That is like receiving an automatic 10% off all purchases, all the time, and is our way of saying Thank You for being our customer!

- We send out monthly emails to let our customers know about upcoming specials and events at the shop. ***Are you on our email list?*** It's quick and easy to sign up through our website: **StitchingOnState.com**.

- Our Facebook page is the place to find free projects, shop updates and tips and tricks. Don't miss out! "Like" us or **simply visit our Facebook webpage** at www.facebook.com/StitchingOnState so you get the latest news between emails. For your convenience, we have an easy Like Us link on our website.

- Are you a machine embroiderer? Be sure to check out our **Embroidery Design Studio** kiosk on website. Simply click on the butterfly icon at the bottom of the home page and enter a world of beautiful embroidery designs and amazing specials!

Stitching On State
Winter/Spring 2019
Classes and Events

PROJECT CLASSES

THREAD CATCHER PLUS

This thread catcher and organizer is a "must" for every sewing room and every sewer. Whether you sew by hand or machine you will have things at your fingertips. This class will not only teach the construction of this thread catcher but also how to use iron-on vinyl. This makes it easier to clean out those threads. Make one for yourself or what a great gift for your sewing family & friends.
Skill Level: Confident Beginner
(Basic sewing experience required)

Instructor: Darlene Klawinski
Session: One (5) hour session
Date: Sun Jan 13
Time: 9:30 am – 2:30 pm
Class Fee: $40.00

T-SHIRT QUILT

Create a memory quilt from your T-shirts for yourself, your family or your friends. In this course you will learn how to take your T-shirts form your vacations, your favorite sports team, your children's sports or from your college student's accomplishments through their school T-shirts and turn them into life-long memories. What a great Present for some you love!

Skill Level: Beginner
(Basic quilting experience required)
Instructor: Darlene Klawinski
Session: Two (3) hour Sessions
Date: Saturday Jan 19 and Jan 26
Time: 9:30 am – 12:30 pm
Class Fee: $45.00

JELLY ROLL 2 TRIVET

Join the hottest new craze in the quilting world. Turn your jelly roll strips into a beautiful trivet that would look fantastic on your counter or table. Learn how to wrap the fabric around the batting, then sew the long tube into a oval trivet using a simple zig zag. It really is quite easy. Learn this technique and you can make beautiful oval rugs just by adding more fabric strips and batting. So grab some 2 1/2 inch strips of fabric from your stash and join the fun.

Instructor: Terri Linder
Sessions: One 3 hour session
Date: Thursday. January 24
Time: 6:30pm - 9:30pm
Class fee: $30

Stitching On State
Winter/Spring 2019
Classes and Events

DRESDEN LOVE
How do you spell Love? Spell it with a Dresden Plate. It will be too cute and ready for Valentines!

Skill level: Beginner and up
Instructor: Theresa Kennedy
Fee: $30
One four hour session
Date: Sunday January 27, 2019
Time: 11am -3pm

START QUILTING
Make new friends and learn a new skill when taking Start Quilting at Stitching on State. You will learn everything from basic rotary cutting, strip piecing, simple machine quilting, to putting a binding on. We will work on three small projects. Learn how to make a simple rail fence wall hanging, a nine patch checker board, the learn to make half square triangles and flying geese to create a beautiful original table runner. Whether you are a self taught quilter looking for some formal training or a new quilter wanting to learn a new skill, this is a great place to begin. Come join the wonderful world of quilting

Instructor: Terri Linder
Sessions: Five 2 1/2 hour sessions
Date: Wednesday January 30, February 6, 13, 20, 27
Time: 6:30pm - 9pm
Class fee: $85

BASIC BINDING CLASS
Unsure of the correct way to bind your quilts? This class will teach you on how to bind the quilt from start to finish; choosing, cutting and applying the binding. You will learn different ways to do this working with crosswise (the most popular way) and bias binding.

Skill Level: Confident Beginner
(Basic sewing experience required)
Instructor: Darlene Klawinski
Session: One (5) hour session
Date: Sun Feb 3
Time: 9:30 am – 2:30 pm
Class Fee: $40.00

Stitching On State
Winter/Spring 2019
Classes and Events



BALI BRIEFCASE OR TOTE
If you have made the jelly roll rug then you are ready to make this tote. You will be using the same method of covering batting strips. This is the perfect project for one of the jelly rolls you might have in your stash.

Skill Level: Advanced Beginner
Instructor: Jann Bray
Session: One 5 1/2 hour session
Date: Saturday, February 9,2019
Time: 10:00-3:30
Class Fee: 35.00

BULL'S EYE QUILT
Creating this beautiful scrappy quilt is a great way to use your stash. No curved piecing, just sew circles on top of background fabric. Once all circles are sewn, quarter cut and shuffle the blocks. The raw edges give you a beautiful soft textured look. Add borders or scallop the edge once the quilt is quilted. It will surely become one of your favorites

Instructor: Terri Linder
Sessions: One 7 hour session
Date: Sunday February 10
Time: 10am - 5pm
Class fee: $40

SPIRALS TABLE TOPPER
In this class you will learn the construction on how to create this lovely Medium Size Table Topper. This octagon shaped topper is so easy to make. And there is NO binding, so you will also learn the "pillowcase" method on how to finish it. You can make it with Holiday fabrics or fabrics to match you home décor. Either way this topper looks great on any table.

Skill Level: Confident Beginner
(Basic sewing experience required)
Instructor: Darlene Klawinski
Session: One (4) hour session
Date: Wed Feb 13
Time: 9:30 am – 1:30 pm
Class Fee: $35.00

Stitching On State
Winter/Spring 2019
Classes and Events

JELLY ROLL RUG
These rugs are one of the hottest new things in the quilting world. Turn 2 1/2 inch fabric strips into beautiful 32 x 42 inch area rugs. Learn how to prepare the strips with batting, then sew all your strips together with the zig zag on your sewing machine. A simple binding on the two ends gives a wonderful finished edge. You can use a jelly roll for this project, or you can cut forty 2 1/2 inch strips from your stash. Every quilt can have a matching rug when you cut your leftover fabric into strips!. Make a rug for every room of your home. No one can make just one!

Instructor: Terri Linder
Sessions: Two 2 1/2 hour sessions (Corrected)
Date: Saturday, February 16
Time: 9:30am - 3:30pm
Class Fee: $35

BARGELLO WALLHANGING QUILT CLASS
In this class you will learn the technique on how to make a Bargello Quilt. I will also show you my favorite way to make your squares meet together. This size quilt can be a wall hanging or is the perfect size for a baby quilt.

Skill Level: Advanced Beginner
(Basic sewing experience required)
Instructor: Darlene Klawinski
Session: One (5) hour session
Date: Sat Feb 23
Time: 9:30 am – 2:30 pm
Class Fee: $40.00

BARBADOS BAG
This cute bag finished size is 10-1/2"x 2" deep and is very deceptive! It has lots of pockets. There are pockets for glasses & phone and it also holds a wallet, lipstick & more. Zipper closure & Zipper pocket. Fat Quarter friendly.

Skill Level: Intermediate
Instructor: Pam Cook
Sessions: Two 4 hour classes
Date: Friday March 1 & 8
Time: 10am - 2pm
Class Fee: $40

Stitching On State
Winter/Spring 2019
Classes and Events

SCALLOPED CLUTCH

I just love the look of this scalloped clutch. In this class you will learn on how to work with scallops, add a zipper, snap-hook and D-ring. This scalloped clutch goes with the scalloped bag (class is Sunday April 7th). Make the clutch by itself or complete the set with the matching bag.

Skill Level: Confident Beginner
(Basic sewing experience required)
Instructor: Darlene Klawinski
Session: One (5) hour session
Date: Sun Mar 10
Time: 9:30 am – 2:30 pm
Class Fee: $40.00

MACHINE QUILTING

If you have a collection of un-quilted quilt tops, this may be the perfect class for you! Learn how to quilt your quilts on your very own sewing machine at home. Learn about needles, thread, batting, and marking tools. The morning teaches machine guided techniques using your walking feet. During the afternoon you will drop your feed dogs and learn how easy free motion quilting can be. This class will help you build the confidence needed to quilt your own quilts. Please bring a sack lunch, or plan on running out to grab something in town.

Instructor: Terri Linder
Sessions: One 5 1/2 hour session
Date: Saturday March 16
Time: 9:30am - 3pm
Class Fee: $42 - includes kit

SCRAPPY PINEAPPLE

As long as we still have requests for this beautiful quilt, we will continue to offer the class! Come learn how to turn your fabric scraps into a truly beautiful quilt using the Trash to Treasure Pineapple tool. This tool is easy to use to make perfect 8 inch finished pineapple blocks. You will be surprised how easy it is to create different looks by working within a color theme or by simply adding sashings. Plan on spending the day at the quilt shop playing with your fabric. Lunch will be served, so all you have to do is sew, sew, sew. What fun is that!

Instructor: Terri Linder
Sessions: One 7 hour class
Date: Sunday March 17
Time: 10am - 5pm
Class Fee: $40

Stitching On State
Winter/Spring 2019
Classes and Events

RAW EDGE MACHINE APPLIQUE'

Want to know how to appliqué using the Raw Edge technique? This course concentrates on different stitch techniques for machine raw-edge appliquéing. You will learn about needles, threads, tensions, machine settings, stabilizers and fusible web. You will also practice on different shapes using your zig-zag, satin and/or blanket stitches and do a small project from start to finish using your new appliqué techniques.

Skill level: Beginner
(Basic sewing knowledge and experience required)
Instructor: Darlene Klawinski
Session: One (5) hour session
Date: Saturday Mar 23
Time: 9:30 am –2:30 pm
Class Fee: $43.00

CLAMSHELL IN THE PARK

This classic clamshell pattern looks like a hillside in the park. Learn the technique with no curved piecing and a little hand embroidery adds a special touch. The sample is in fall colors, but easily changed to your favorite season.

Skill level: Beginner and up
Instructor: Theresa Kennedy
Class Fee: $35
One (4) hour session
Date: Sunday March 31, 2019
Time: 11am – 3pm

SPRINKLES QUILT

Create this adorable baby quilt that any new mother will love. This quilt is *not* difficult to make. You will learn to work with bias fabric and more important there are no "Y" seams. You can also enlarge the stars to create a larger quilt but w*e will be making the baby quilt in class only*.
Skill level: Confident Beginner
(Basic quilting experience required)

Instructor: Darlene Klawinski
Session: One (5) hour sessions
Date: Wed Apr 3
Time: 9:30 am – 2:30 pm
Class Fee: $40.00

SCALLOPED BAG

Don't know how to sew scallops? Have you ever worked with In-R-Foam? Well, you will learn how to by making this stunning bag. This bag is a nice size to take on vacations or just shopping. Either way I am sure you will receive many compliments. The matching Scalloped Clutch Class is Sunday March 10th.

Skill Level: Confident Beginner
(Basic sewing experience required)
Instructor: Darlene Klawinski
Session: One (5) hour session
Date: Sun Apr 7
Time: 9:30 am – 2:30 pm
Class Fee: $40.00

CURVY PLACE MATS



Do you have a fabric with a large print or one you just do not want to cut up? Then this pattern is for you. You will learn to how to make bias tape, bias trim, work with bias fabric and curves. The techniques are a little different than the quilt-as-you-go previous table runner class. Both the runner and place mats will be great with Holiday fabrics.

Skill Level: Confident Beginner
(Basic sewing experience required)
Instructor: Darlene Klawinski
Session: One (5) hour session
Date: Sat Apr 27
Time: 9:30 am – 2:30 pm
Class Fee: $40.00

Stitching On State
Winter/Spring 2019
Classes and Events

LOCK INS, WORKSHOPS, CLUBS and EVENTS
(Please note that the fees for these special programs are not discountable)

LATE NIGHT LOCK-IN

Here is the perfect opportunity to get out of the house and meet up with your quilting friends to work on finishing some of your UFOs. All caught up? (I wish), then feel free to begin something new. Come at 6pm to be locked in Stitching on State, where you will be free to sew, shop, snack, and visit with fellow quilters. Terri will be on hand to help you whenever needed. Dessert will be served about 9pm, and you do not have to go home until midnight. Think how much you can get done without interruptions. Come join a fun night out with the girls, you will be so glad you did!

Instructor: Terri Linder
Sessions: One 6 hour session
Dates: January19, February 9, March 23, April 13,May 18
Time: 6pm - midnight
Session Fee: $12

THE NEXT DAY LOCK IN

Turn your late night lock-in into a mini retreat by coming back on Sunday to spend another 6 hours of sewing at Stitching on State. Even if you did not sew with us Saturday night, ALL ARE WELCOME! You will be free to work on anything you wish, shop to your hearts content, and visit with fellow quilters. Lunch will be served, so all you have to do is spend an enjoyable day at the quilt shop!

Instructor: Terri Linder
Session: One 6 hour session
Date: Sunday, March 24
Time: 10am - 4pm
Class Fee $15

Stitching On State
Winter/Spring 2019
Classes and Events

"NEW" EARLY BIRDS SEW-IN



Do you wake up early? Do you enjoy sewing in the mornings like me? Well come and join me for a day of sewing. Come with your sewing friends or come alone and make new friends who have the same interests and enjoy sewing. Are you working on your PHD (projects half done) or are you having trouble with a project? I will be there if you have any questions or problems so bring any project, a new one or just the one you working on to complete without interruptions. I will have this Sew-In once a month, on the last Wednesday of each month. You can sign up for one month for every month the class meets. Hope to see you there.

Skill Level: Beginner to Advance Sewer
(Basic sewing experience required)
Instructor: Darlene Klawinski
Session: One (6) hour session
Dates: Wednesdays - Mar 27 and Apr 24
Time: 9:00 am – 3:00 pm
Session Fee: $12.00

PINEAPPLE REVISIT

Are you still working on your pineapple blocks from one of Stitching on State Pineapple Classes? Here is the opportunity to come back to the classroom and continue making blocks. If you have already completed your pineapple quilt, feel free to join us and begin another pineapple quilt. You can get a totally different look by adding sashing or by controlling your color placement. We will begin the morning with a quick review on block construction, then you will be free to piece the day away. Lunch will be served, so all you have to do is continue to make more beautiful pineapple blocks. You may even see some of your classmates! **NOTE:** you must have taken one of the past pineapple classes taught by Terri in order to enroll in this class.
Instructor: Terri Linder
Sessions: One 7 hour class
Date: Sunday March 17
Time: 10am - 5pm
Class Fee: $15

Stitching On State
Winter/Spring 2019
Classes and Events

SASSY STITCHERS CLUB

Come join us! We are a club of sassy sewists who work on mystery projects, create stunning quilts and have plenty of show and tell. Plus, we always have yummy treats! Meets the 3rd Sunday of the month from 10:00 to 3:00 pm.
$45.00 annual fee

Instructor: Anne O'Hara
Dates: Jan 20, Feb 17, March 17 and April 21st.
Time: 10am-3pm
$45.00 annual fee

6D (and More) SOFTWARE CLUB

Don't let your Pfaff or Viking software sit idle in your computer. Join the club and learn all there is to know about 6D (and Premier + and Premier +2) software! Every session is self contained so no need to have been to other sessions. If you do not own the complete suite, check the schedule and attend when the modules you own are featured.
**My plan is to incorporate 6D, 6D Premier and Premier 2 Plus in one class. Help me learn more about what you all would like to see and learn!

Instructor: Diana Thompson
Monthly fee: $20
Time: 10am-12:30pm
Dates: Tuesdays
Jan 8, 2019 - Embroidery Extra
Feb 5, 2019 - Cross Stitcher
March 5, 2019 - Stitch Editor
April 2, 2019 - no meeting

PARTY ON STATE! CHILDRENS SEWING PARTIES

Is your child interested in sewing? Want a party unlike any other? Let us host your child's next party at Stitching on State. You supply eight future quilters and we supply the rest. Your child will prepick the fabrics. When you arrive kits and sewing machines will be waiting for you. Just think how proud all the little quilters will be going home with their very own mini quilt. Future quilters must be 11 or older.

Instructors: Terri and Darlene
Class Fee: $30 per child
Session: One 4 hour class
Please contact Terri or Darlene at Stitching on State to set up date and time