



Stitching On State Spring/Summer 2019 Classes and Events

Dear Friends,

Welcome to our Spring/Summer 2019 session! We are very excited about the selection and quality of the classes we offer and very proud to have such skilled instructors leading our classes. There are project classes, workshops, skill builder classes and Just-For-Fun Lock-ins and clubs. Please join us! You will have a great time, learn something new and make new friends. How fun!

See you soon,

Elaine, Mike and *all of us* at Stitching On State

MARK YOUR CALENDARS

- ❖ **Our Teacher's Are Having an Open House on Saturday, May 4th!** Sign up today for classes and receive 10% off class fees and 20% off class supplies! Discount applies to project classes only. *Please note that today's discount does not apply to clubs, events, special programs and block of the month programs as these are specially priced.*
- ❖ **First Saturday:** The Winter/Spring First Saturday session began in January and goes through June. We have a ton of people participating and have gotten rave reviews on this design. If you would like to join in please call the shop to register so we are certain to have a kit prepared for you.
 - Have you ever participated in this fun, \$5 monthly program? Pay only \$5 for the first block. Bring in your completed block to the next First Saturday (first Saturday of the month) you will get that month's block for free. These beautiful projects are Terri's exclusive designs and are not available outside the program. Plus, enjoy First Saturday participant-only discounts. What's not to love?
 - Please note: because of the nature of this program, only 1 free block per person is included each month. If you would like to make your quilt larger and need extra blocks know that each extra block will be available at a \$5 charge per block/per month.
- ❖ **The 2019 Row by Row begins June 21st and the theme is SWEET!** Watch for all the details (including a preview of our block!) as we get closer to the start.
- ❖ **The 2019 Northern Illinois Quilt Shop Hop is also coming soon and will go June, July and August.** Final details are in the works, so more to come. Watch our emails, website and Facebook as we learn more.





Stitching On State Spring/Summer 2019 Classes and Events

DID YOU KNOW?

- ❖ We are an **authorized BERNINA and PFAFF dealer** and have highly skilled, certified technicians on site to service your machine. When you purchase your **BERNINA or PFAFF** sewing machine from Stitching On State you will receive machine specific training, your first year's cleaning at no charge, and a 15% discount on all regular priced merchandise for one year. We support you after the sale, not just during it. **Remember-when you purchase your machine you are also selecting the dealer who will provide you with your training, service and warranty work. We are proud of our reputation as a fair and honest dealer because we believe that integrity counts.**
- ❖ **When you take a class at SoS** you will receive 15% off the regular price of your class supplies. You also receive 15% off the regular price of all in-store fabric, notions, thread, books and patterns purchased on class night! (Remember to let us know you are there for class when you check out, please)
- ❖ Are you aware of our **Customer Loyalty program**? For every \$250 of regular priced merchandise you purchase you will receive a store merchandise gift receipt worth \$25. That is like receiving an automatic 10% off all purchases, all the time, and is our way of saying Thank You for being our customer!
- ❖ We send out monthly emails to let our customers know about upcoming specials and events at the shop. ***Are you on our email list?*** It's quick and easy to sign up through our website: **StitchingOnState.com.**
- ❖ Our Facebook page is the place to find free projects, shop updates and tips and tricks. Don't miss out! "Like" us or **simply visit our Facebook webpage** at www.facebook.com/StitchingOnState so you get the latest news between emails. For your convenience, we have an easy Like Us link on our website.
- ❖ Are you a machine embroiderer? Be sure to check out our **Embroidery Design Studio** kiosk on website. Simply click on the butterfly icon at the bottom of the home page and enter a world of beautiful embroidery designs and amazing specials!



Stitching On State Spring/Summer 2019 Classes and Events

PROJECT CLASSES

STARS & STRIPES TABLE RUNNER

I enjoy decorating for the Holidays and making things to decorate with. During the summer months I decorate Patriotic; red, white and blue. This runner is easy piecing and easy to assemble. It looks great on your table whether you are having a party and/or barbeque or not.

Skill Level: Confident Beginning Quilter
(**Basic quilting experience required**)

Instructor: Darlene Klawinski

Session: One (5) hour session

Date: Wednesday May 15

Time: 9:30 am – 2:30 pm

Class Fee: \$40.00



JELLY ROLL RUG

These rugs have become one of the hottest new things in the quilting world! Turn 2 1/2 in strips into a beautiful 32" x 42" area rug. Learn how to prepare the strips with batting, then by using a simple zig zag stitch on your sewing machine, join together your strips to create a one of a kind rug. A simple binding on the ends gives your rug wonderful finished ends. Every quilt can have a matching rug by cutting all your quilt scraps into 2 1/2 strips! Or grab one of those jelly rolls that are in your quilting room waiting for a project and create a beautiful rug!

Instructor: Terri Linder

Class Fee: \$35

Sessions: Two 2 1/2 hour sessions

Date: Friday May 17 & 24

Time: 6:30pm - 9pm





Stitching On State Spring/Summer 2019 Classes and Events

THREAD CATCHER PLUS

This thread catcher and organizer is a “must” for every sewing room and every sewer. Whether you sew by hand or machine you will have things at your fingertips. This class will not only teach the construction of this thread catcher but also how to use iron-on vinyl. This makes it easier to clean out those threads. Make one for yourself or what a great gift for your sewing family and friends. *Also see the matching “Pockets to Go” class. I am sure you will also want one of those for your sewing room.*

Skill Level: Intermediate Sewer

(Basic sewing experience required)

Instructor: Darlene Klawinski

Session: One (5) hour session

Date: Saturday May 18

Time: 9:30 am – 2:30 pm

Class Fee: \$40.00



START QUILTING

Make new friends and learn a new skill when you take start quilting at Stitching on State. Over the course of five weeks you will learn everything from basic rotary skills, strip piecing, simple machine quilting, to putting a binding on. You will work on three small projects. Learn how to make a simple rail fence, a nine patch checker board, then learn to make half square triangles and flying geese to complete a beautiful original table runner. This is also a great refresher for anyone wishing to fine tune their quilting skills. Come join the wonderful world of quilting!

Instructor: Terri Linder

Class Fee: \$85

Sessions: Five 2 1/2 hour sessions

Date: Tuesdays, May 21, 28, June 4, 11, 18

Time: 6:30pm - 9pm





Stitching On State Spring/Summer 2019 Classes and Events

BEGINNING PAPER PIECING (DAY OR EVENING CLASS)

Learn the basics of paper piecing and open the door to the possibilities this wonderful technique brings to your projects!

Instructor: Anne O'Hara

Fee: \$20

Session: One 3 hour session

Date: Thursday May 23rd

Time: 1pm-4pm OR 6pm-9pm



JELLY ROLL 2 TRIVET

Turn your jelly roll strips into a beautiful trivet that would look great on your counter or table. Learn how to wrap your strips around batting, then sew the long tube into an oval trivet using a simple zig zag stitch on your sewing machine. It is really quite easy. Once you learn this technique you can make beautiful oval rugs by simply adding more fabric strips and batting. So grab some 2 1/2 inch of fabric from your stash and join the fun.

Instructor: Terri Linder

Class Fee: \$30

Sessions: One 3 hour session

Date: Sunday June 2

Time: 1pm - 4pm



BARGELLO QUILTS

Have you ever been intrigued by beautiful Bargello Quilts? Come join us as we show you, step by step, how to complete your very own Bargello Quilt. Our expert staff is here to help you design the perfect color palette. Please bring a brown bag lunch to this session.

Instructor: Anne O'Hara

Fee: \$35

Session: One 6 hour session

Date: Thursday June 6th.

Time: 10am-4pm.





Stitching On State Spring/Summer 2019 Classes and Events

SCRAPPY PINEAPPLE

Come learn how to turn your fabric scraps into a truly beautiful quilt using the Trash To Treasure Tool. This tool/ruler is easy to use to create perfect 8 inch finished pineapple blocks. You will be surprised to see how easy it is to create different looks by working within a color theme or by simply adding sashings. Plan on spending the day at Stitching on State playing with your fabric. Lunch will be served, so all you have to do is sew, sew, sew. What fun is that!



Instructor: Terri Linder

Class Fee: \$40

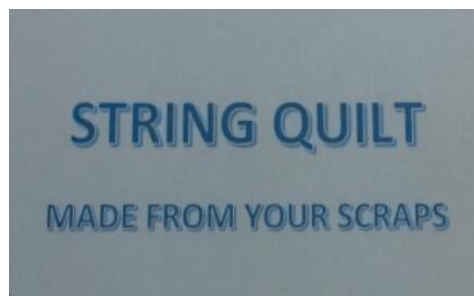
Sessions: One 7 hour session

Date: Saturday June 8

Time: 9:30am - 4:30pm

SCRAPPY STRING QUILT (Weekday or Weekend class)

Do you have any scraps? Not sure what to do with them? Well, let's make a quilt. In this class you will learn a couple techniques on how to make a string quilt and how to assemble them. *Also see my Crazy Patches Quilt Class where you will learn a completely different technique on making that string quilt.*



Skill Level: Confident Beginning Quilter

(Basic quilting experience required)

Instructor: Darlene Klawinski

Session: One (5) hour session

Date: Wednesday Jun 12

OR

Saturday July 13

Time: 9:30 am – 2:30 pm

Class Fee: \$40.00

MARINER'S COMPASS

The Mariners Compass in this outstanding quilt is paper pieced. Paper piecing allows you to have sharp precise points. Create the center of this for a table topper or incorporate it as a medallion as in the Greenwich wall hanging.



Skill level: Previous paper piecing experience.

Instructor: Jann Bray

Class Fee: \$40

Date: Saturday June 15, 2019

Time: 10am -4pm



Stitching On State Spring/Summer 2019 Classes and Events

CRAZY PATCHES QUILT

This quilt is one of the String Quilts I am teaching this quarter. In this class you will learn a fun easy technique on how to make and assemble this quilt. *Also see my Scrappy String Quilt Class. You will learn a completely different technique and you use “your” scraps.*




Skill Level: Intermediate Quilter
(Basic quilting experience required)

Instructor: Darlene Klawinski
Session: Two (2-1/2) hour sessions
Date: Saturday Jun 22 & 29
Time: 10:00 am – 12:30 pm
Class Fee: \$40.00

POCKETS TO GO

Besides my sewing machine and my fabric, this is my favorite thing in my sewing room. I like having everything at my fingertips when I am sew and this cubed pocket holder organizes and holds everything I need. You will learn the construction of the organizer and it is not hard to do. You can take this organizer to class or just leave it by your sewing machine. *Also see the matching “Thread Catcher Plus” class. I am sure you will also want one of those for your sewing room if you don’t already have one. I love both of mine.*



Skill level: Confident Beginning Sewer
(Basic sewing experience required)

Instructor: Darlene Klawinski
Session: One (5) hour session
Date: Sunday June 23
Time: 9:30 am – 2:30 pm
Class Fee: \$40.00



Stitching On State Spring/Summer 2019 Classes and Events

FIELD OF FLOWERS TABLE TOPPER

Your table will be in full bloom with this beautiful table topper! Using raw edge applique techniques you will create this bright and cheery 28" x 28" center piece. During the second class date you will learn how easy it is to cut out the unique scalloped edge that I love! Learn how to cut and sew on the bias binding. Just sew on some colorful buttons (using your sewing machine of course) and you will have a true work of art.


Instructor: Terri Linder

Class Fee: \$35

Sessions: Two 3 hour sessions

Date: Monday July 1 & 15

Time: 6:30pm - 9:30pm



BEJEWELED TABLE RUNNER

You can make this beautiful table runner as scrappy as you like with as many different fabrics as you like. Even the pattern states this runner is perfect for using your *leftover* Jelly Roll Strips. Whether you use your pre-cut strips or a combination of different fabrics you will learn how to work with bias cuts to make with beautiful table runner.

Skill level: Intermediate Quilter

(Basic quilting experience required)

Instructor: Darlene Klawinski

Session: One (5) hour sessions

Date: Sunday Jul 14

Time: 9:30 am – 2:30 pm

Class Fee: \$40.00



FABRIC WEAVING

Let us walk you through every step of the weaving process. During class we will complete a woven wall hanging.

Instructor: Anne O'Hara

Fee: \$35

Session: One 5 hour session

Date: Saturday, July 20th

Time: 10am-3pm





Stitching On State Spring/Summer 2019 Classes and Events

RAW EDGE MACHINE APPLIQUE'

Want to know how to appliqué using the Raw Edge techniques? This course concentrates on different stitch techniques for machine raw-edge appliquéing. You will learn about needles, threads, tensions, machine settings, stabilizers and fusible web. You will also practice on different shapes using your zig-zag, satin and/or blanket stitches and do a small project from start to finish using your new appliqué techniques.

Skill Level: Confident Beginning Sewer/Quilter
(Basic sewing knowledge and experience required)

Instructor: Darlene Klawinski

Session: One (5) hour session

Date: Saturday Jul 27

Time: 9:30 am –2:30 pm

Class Fee: \$43.00



MACHINE QUILTING

Do you have a pile of quilt tops just waiting to be quilted? Not sure of how or where to begin the quilting process? Here is the perfect class to learn how to quilt your own quilts at home on your sewing machine. Learn about needles, thread, batting and marking tools. The first day of class covers machine guided quilting using your walking foot. The second day of class you will put on a darning foot and learn just how easy it is to do free motion quilting. This class will help you to develop the confidence needed to quilt your own quilts.

Instructor: Terri Linder

Class Fee: \$42

Sessions: Two 2 1/2 hour sessions

Date: Friday August 2 & 9

Time: 6:30pm - 9pm





Stitching On State Spring/Summer 2019 Classes and Events

BEE SKEP AND VIOLETS

I fell in love with this charming beehive and violet 36" x 36" table topper/wall hanging. Being a pattern by Jan Patek I felt the edges needed to be turned under, therefore this is the perfect quilt for mock hand applique! All the look of hand sewing, but done using a blind hem or zig zag stitch on your sewing machine. Learn how to prepare your fabric pieces using stick and peel paper (this product allows you to leave the paper inside the quilt). Learn to use a bias tape maker to create your flower stems. Then using your sewing machine and invisible thread or wonderfil machine sew all your pieces onto a simple pieced background. This will be a beautiful addition to your home decor!

Instructor: Terri Linder

Class fee: \$35

Sessions: Two 3 hour sessions

Date: Wednesday August 7 & 14

Time: 6:30pm - 9:30pm



BARGELLO JEWEL WALL HANGING

In this class you will learn the technique on how to make a Bargello Quilt. I will also show you my favorite way to make your squares meet together. This size quilt can be a wall hanging or a perfect size as a baby quilt.

Skill Level: Advanced Beginning Quilter

(Basic quilting experience required)

Instructor: Darlene Klawinski

Session: One (5) hour session

Date: Sunday Aug 11

Time: 9:30 am – 2:30 pm

Class Fee: \$40.00



SPRINKLES QUILT

Create this adorable baby quilt that any new mother will love. This quilt is *not* difficult to make. You will learn to work with bias fabric and more important there are no “Y” seams. You can also enlarge the stars to create a larger quilt but *we will be making the baby quilt in class only.*

Skill level: Intermediate Quilter

(Basic quilting experience required)

Instructor: Darlene Klawinski

Session: Two (2-1/2) hour sessions

Date: Saturday Aug 17 & 24

Time: 10:00 am – 12:30 pm

Class Fee: \$40.00





Stitching On State

Spring/Summer 2019

Classes and Events

LOCK INS, WORKSHOPS, CLUBS and EVENTS

(Please note that the fees for these special programs are not discountable)

LATE NIGHT LOCK IN

Here is the perfect chance to get out with your quilting friends and work on completing some of your UFO's. All caught up? I WISH, then feel free to come start something new. Come at 6pm to be locked in the quilt shop where you will be free to sew, shop, snack, and visit with fellow quilters. Terri will be on hand to help whenever needed. Dessert is served at 9pm, and you do not have to go home until midnight! Think how much you'll get done without interruptions. Come join the fun - you'll be glad you did!

Instructor: Terri Linder

Fee: \$12 per session

Session: 6 hours of quilting fun!

Date: Saturday April 13

Saturday May 18

Saturday June 15

Saturday July 27

Saturday August 10

Time: 6pm - midnight



LOCK IN-THE NEXT DAY

Turn your late night lock-in into a mini retreat by coming back on Sunday to spend another 6 hours of sewing at Stitching on State. Even if you did not sew with us on Saturday night, ALL ARE WELCOME! to join in on the Sunday fun. You will be free to work on anything you wish, shop to your hearts content, and visit with fellow quilters. Lunch will be served, so all you have to do is spend an enjoyable day at the quilt shop!

Instructor: Terri Linder

Fee: \$15

Session: One 6 hour session

Date: Sunday July 28

Time: 10am - 4pm





Stitching On State Spring/Summer 2019 Classes and Events

ALL DAY SIT N SEW

Do you want a place to sew all day with your friends without interruption or meet new friends with the same interests? Well, come and join me for a day of sewing at Stitching on State. I will be there to help if you have any questions or problems with your projects. During this time you can sew straight through or take a break and shop in the store. Either way it will be fun!

Each session is 5 hours, so please bring a light lunch. Sign up for one, two or all three.

Skill Level: From Beginner to Advanced Sewers

(Basic sewing experience required)

Instructor: Darlene Klawinski

Session: (5) hour sessions

Date: Saturdays - Jun 01, Jul 06 and Aug 03

Time: 9:30 am – 2:30 pm

Class Fee: \$12.00



PINEAPPLE REVISIT

Are you still working on pineapple blocks? Here is the opportunity for you to return to Stitching on State and to continue making the blocks for your quilt. If you have finished your pineapple quilt, feel free to return and work on another pineapple quilt. You can get a totally different looking quilt by adding sashings or by controlling your color placement. We will begin with a quick review on block construction, then you will be free to piece the day away. Lunch will be served, so all you have to do is play with your fabric scraps and make more pineapple blocks. You may even see some of your classmates! **NOTE**, you must have taken one of the past pineapple classes to enroll into this class.



Instructor: Terri Linder

Class Fee: \$15

Sessions: One 7 hour session

Date: Saturday June 8

Time: 9:30am - 4:30pm



Stitching On State Spring/Summer 2019 Classes and Events

SASSY STITCHERS CLUB

Come join us! Sassy Stitchers is a club of sassy sewists who work on specific patterns as a group. Come see what we are working on this month. We have a lot of fun and we always have yummy treats! Meets the 3rd Sunday of the month from 10:00 to 3:00 pm. \$45.00 annual fee

Instructor: Anne O'Hara

Dates: May 19th, June 16th and July 21st.

Time: 10am-3pm

\$45.00 annual fee



6D (and More) SOFTWARE CLUB

Don't let your Pfaff or Viking software sit idle in your computer. Join the club and learn all there is to know about 6D (and Premier + and Premier +2) software! Every session is self contained so no need to have been to other sessions. If you do not own the complete suite, check the schedule and attend when the modules you own are featured.

**My plan is to incorporate 6D, 6D Premier and Premier 2 Plus in one class. Help me learn more about what you all would like to see and learn!

Instructor: Diana Thompson

Monthly fee: \$20

Time: 10am-12:30pm

Dates: Tuesdays

May 7- design creator

June 4 - embroidery extra

July 2 - stitch editor

August 6 - design creator

